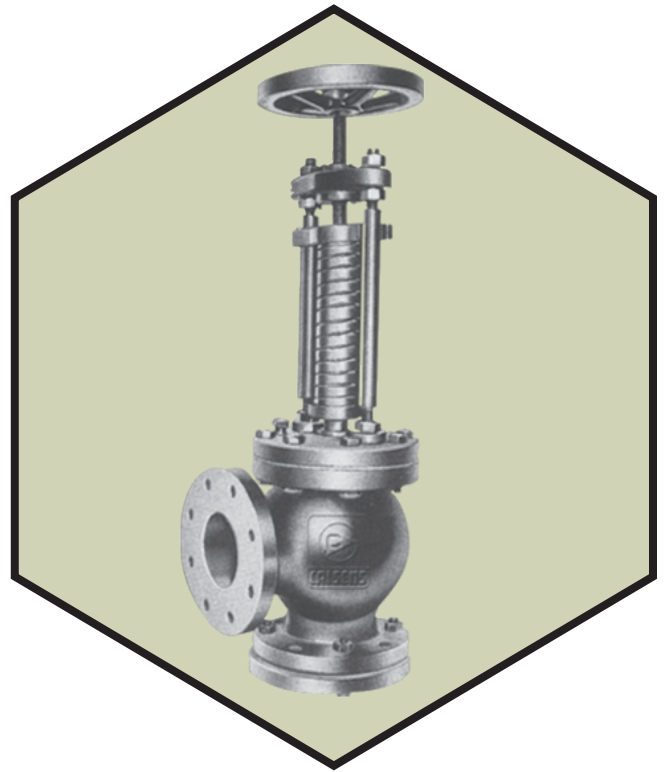





CALSENS

PRESSURE RELIEF VALVE



TECHNICAL DATA SHEET





PRESSURE RELIEF VALVE

FUNCTION

These are Valves for automatically preventing a safe pressure being exceeded in fired or unfired pressure vessels or pipe line systems.

The Pressure Relief Valves is the simplest and most commonly used class because it is suitable for most applications. The load is usually applied to such Valves by means of helical coil compression springs, although other means of loading are sometimes used, such as weight.

When Valves are required for use on "difficult" fluids which may be odorous, toxic, corrosive or flammable, a totally enclosed Valve which does not permit any discharge to atmosphere, other than through the normal outlet, must be used. It is sometimes permissible, however, for Valves to vent to

atmosphere, other than through the normal out when used with steam or inert gases. If a valve or group of valve relieve into common discharge system which can result in a variation in back pressure on the Valve outlet, consideration should be given to the fitting of a blancing device such as bellows in order to eliminate the effects of the back pressure on the set pressure of the Valve.

40 mm Ø to 250 mm Ø SUITABLE FOR USE REMAINS FROM 80 mm Ø to 900 mm Ø Even 100 mm Ø AND ABOVE CAN BE MANUFACTURED ON REQUEST.

PRESSURE RATING

Max blow of Pressure	150 psi - up to 150 mm Ø
	100 psi -- 200 mm Ø & above

- Notes :
- 1) Blow of pressure can be adjusted according to requirement, indicator can be provided for adjusting the set pressure. The entire operation is automatic.
 - 2) Flanges can be drilled according to requirement ISS, BSS, DIN, ASA etc.

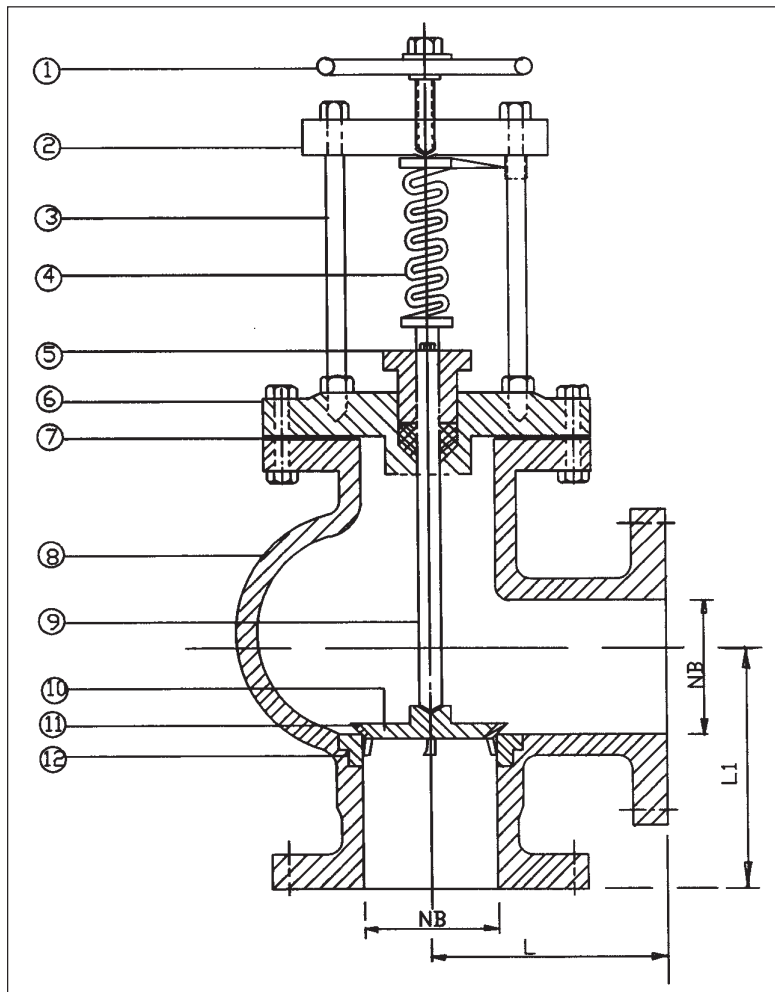
MATERIAL OF CONSTRUCTION

Body, cover, support, yoke, Handwheel	Cast Iron to IS : 210 Gt. FG. 200
Spring	Spring Steel BS 970 : En - 45
Valves Seat & Body Ring	Gunmetal to IS : 318 Gr. 2 or 18/8 quality Stainless Steel
Spindle	AI SI 410 Stainless Steel or High Tensile Brass
Stay Rod & Screw	Carbon Steel IS 2062 Gr. A

PRESSURE RELIEF VALVE



SPRING LOADED TYPE - FIG - 1



PARTS LIST

Sl. No.	Description	Qty. Per Set	Material	Specification
12.	BODY RING	1	S.S.	AISI 304
11.	DISC RING	1	S.S.	AISI 304
10.	DISC	1	CAST IRON	IS : 310 GR, FG-200
9.	SPINDLE	1	S.S.	AISI 410
8.	BODY	1	CAST IRON	IS : 210 GR, FG-200
7.	GASKET	-	RUBBER	IS : 638 GR, TYPE - B
6.	COVER	1	CAST IRON	IS : 210 GR, FG-200
5.	GLAND	1	CAST IRON	IS : 210 GR, FG-200
4.	SPRING	1	STEEL	BS : 970 En-45
3.	PILLER	2	CARBON STEEL	IS : 2062 Gr.-A
2.	BRIDGE	1	CAST IRON	IS : 210 Gr. FG-200
1.	HAND WHEEL	1	CAST IRON	IS : 210 GR, FG-200

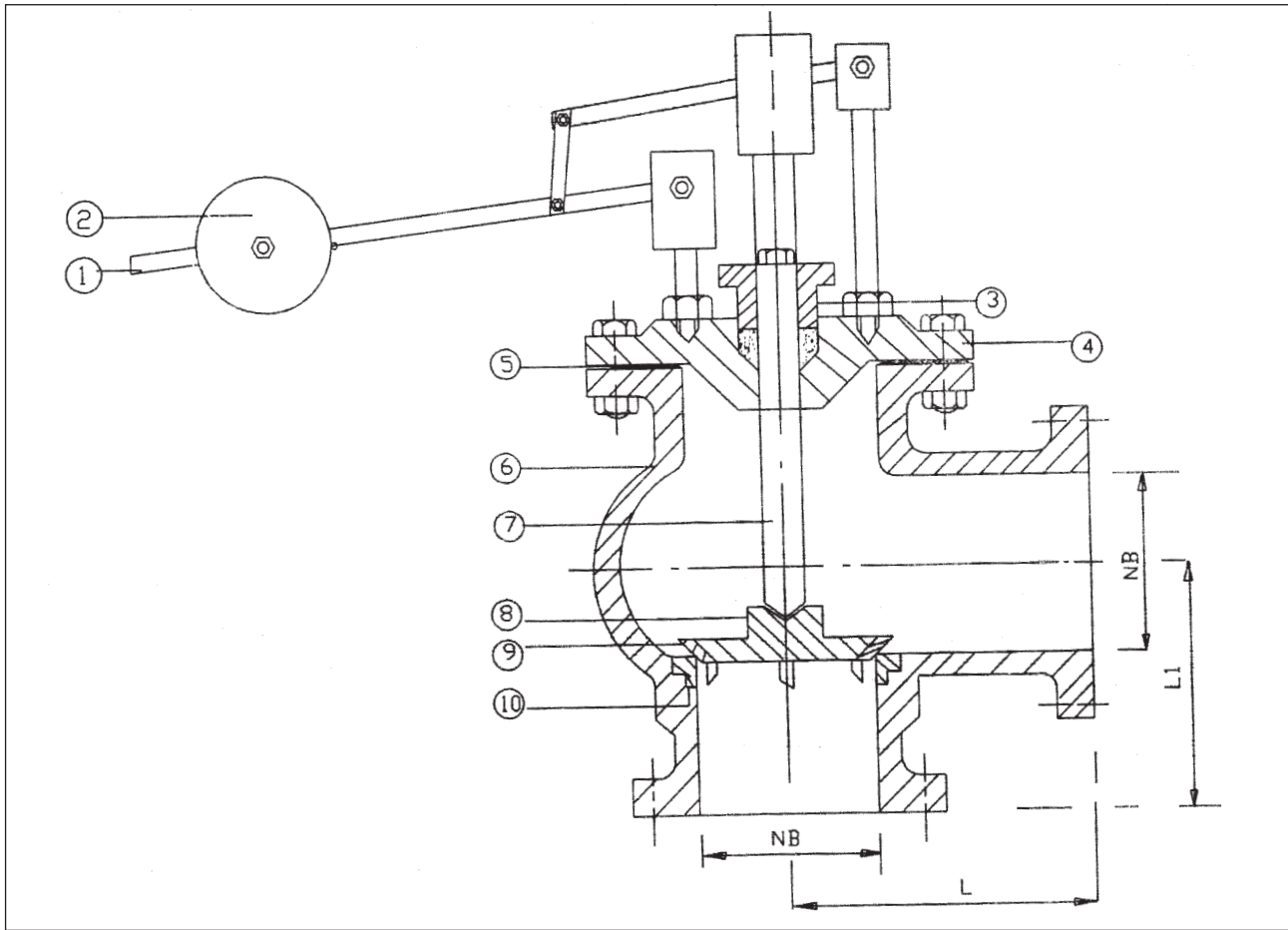
VALVES DETAILS

10.	300	385	385	15	1.5
9.	250	280	280	15	1.5
8.	200	250	250	15	1.5
7.	150	225	225	15	1.5
6.	125	190	190	15	1.5
5.	100	180	180	15	1.5
4.	80	150	150	15	1.5
3.	65	145	145	15	1.5
2.	50	125	125	15	1.5
1.	40	100	100	15	1.5
Sl. No.	NB	L±3.0	L1 : 30	Body	Seat
				Test Pressure Kg/Cm ²	



PRESSURE RELIEF VALVE

DEAD WEIGHT TYPE - FIG - 2



PARTS LIST

Sl. No.	Description	Qty. Per Set	Material	Specification
10.	BODY RING	1	STAINLESS STEEL	AISI 304
9.	DISC RING	1	STAINLESS STEEL	AISI 304
8.	DISC	1	CAST IRON	IS : 210 GR, FG-200
7.	SPINDLE	1	STAINLESS STEEL	AISI 410
6.	BODY	1	CAST IRON	IS : 210 GR, FG-200
5.	GASKET	-	RUBBER	IS : 210 GR, FG-200
4.	COVER	1	CAST IRON	IS : 210 GR, FG-200
3.	GLAND	1	CAST IRON	IS : 210 GR, FG-200
2.	WEIGHT	1	CAST IRON	IS : 210 GR, FG-200
1.	LEVER	1	CARBON STEEL	IS : 2062

VALVES DETAILS

Sl. No.	NB	L±3.0	L1 : 30	Body	Seat
10.	300	385	385	15	1.5
9.	250	280	280	15	1.5
8.	200	250	250	15	1.5
7.	150	225	225	15	1.5
6.	125	190	190	15	1.5
5.	100	180	180	15	1.5
4.	80	150	150	15	1.5
3.	65	145	145	15	1.5
2.	50	125	125	15	1.5
1.	40	100	100	15	1.5
				Test Pressure Kg/ Cm ²	

CALSSENS PRIVATE LIMITED

An ISO 9001 : 2008 Registered Firm

6/1A, British Indian Street, Kolkata 700 069

Phone : 2248 6527, 3293 8984, Fax : 91 33 2210 4154

e-mail : ho@calsens.com, Website : www.calsens.com

Offices/Dealers at : Chennai • Bhubaneshwar • Mumbai • Pune • Hyderabad • Rourkela • Ranchi • Surat • New Delhi